



RENAULT
Passion for life

All-New Renault CAPTUR



January 2020

5 YEAR
WARRANTY
100,000 km



Exterior transformation

All-New CAPTUR boasts is new muscular design, signature lighting and iconic two-toned body. Bigger, All-New CAPTUR has a true SUV identity and a strong presence of the road thanks to it's new C-shaped LED signature lighting*.

* Standard on S EDITION





Interior revolution

The revolution inside All-New CAPTUR starts with quality materials and finishes. All-New CAPTUR is revolutionising the segment with an all-new Smart Cockpit oriented towards the driver with a 9.3" portrait touchscreen* as easy to use as a tablet. The flying central console gives a futuristic look with the E-Shifter** gear stick.

* 9.3" touchscreen is standard on S EDITION

** Flying console with E-Shifter optional on S EDITION as part of Comfort Pack

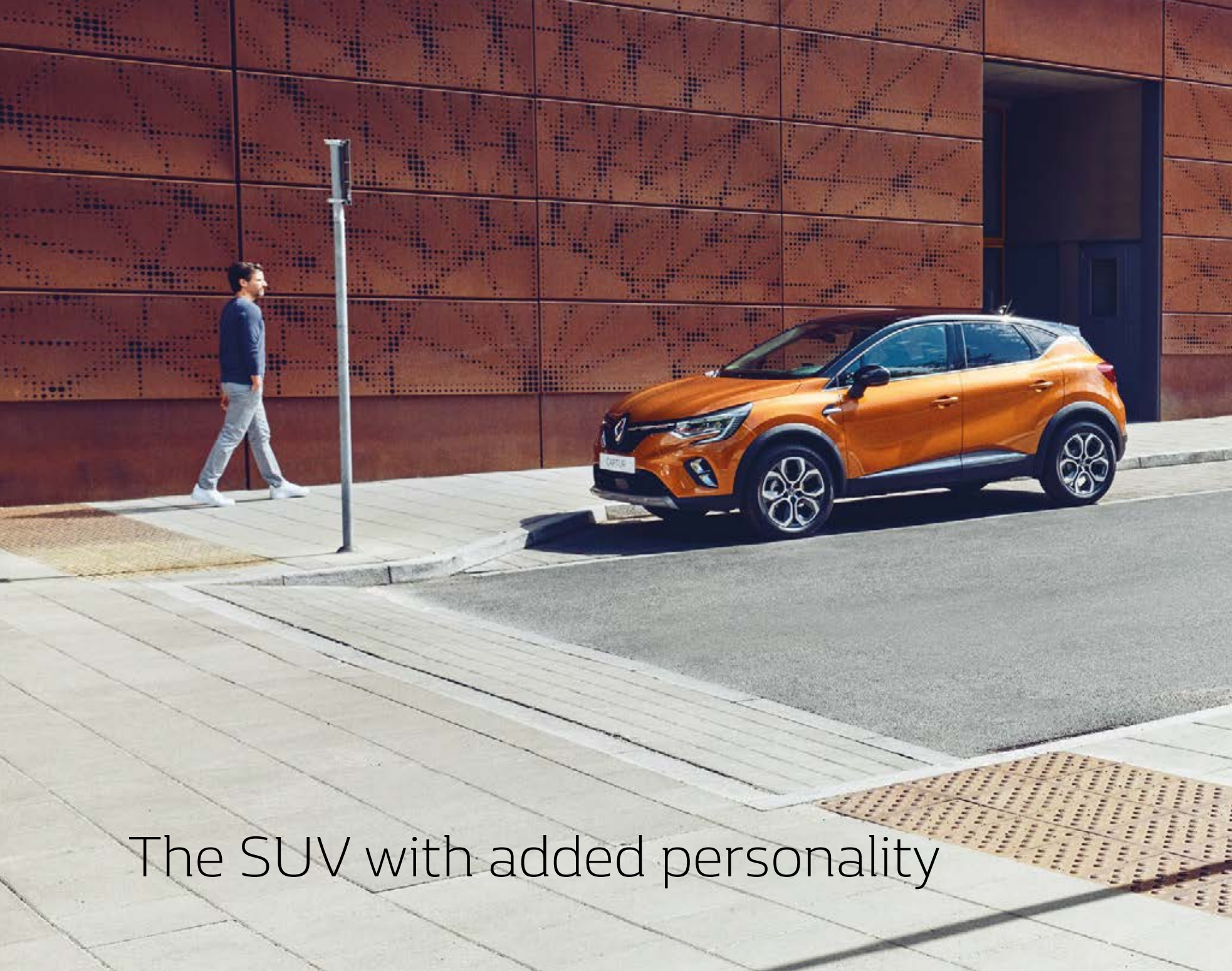






Make it your own

When it comes to customisation, All-New CAPTUR is the benchmark. From roof and door mirrors colours to skid pads, All-NEW CAPTUR lets you decide. Inside, you can also choose the colour of the dashboard, the upholstery, the decorative panels and the door armrest.



The SUV with added personality





23°C

Simon

12:55

Navigation map showing a route through a city street. The map includes a blue line indicating the current path and a red arrow pointing forward. Text labels on the map include "Maria Diaz Haroko Kalea", "On Diego Lopez Haroko Kale Nagusia", and "Bilbao".

400 ft

12:59
1.8 miles

Lane assistance

2 sec

50

Now

23°C

15h 20°C

18h 20°C

Power, Home, and Volume control icons

START
ENGINE
STOP




Technology made simple

With the new EASY LINK multimedia system, accessing connected services has never been so simple. Its 9.3" touchscreen* is compatible with Android Auto™ and Apple CarPlay™, enabling Smartphone integration to your vehicle. 4G connectivity gives you access to services such as automatic emergency call in the event of an accident, automatic system and navigation updates and access to real-time traffic information, fuel prices and Google Search function. Customise your screen by choosing your applications just like on your smartphone. The world is opened up to you on the largest screen in its category.

Android Auto™ is a trademark of Google Inc.


Apple CarPlay™ is a trademark of Apple Inc.

* Standard on S EDITION



Always connected with MY Renault

Accessible through the MY Renault App or web portal, it allows you to interact with your vehicle remotely via a range of connected services designed to make your life easier. It will allow you to plan your journeys, to locate your vehicle or to monitor servicing requirements and schedule an appointment to your chosen Renault dealership.





Model shown with optional 10" TFT Driver Information Display coming mid-year 2020.

Discover MULTI-SENSE

All-New CAPTUR offers a driving experience adaptable to your mood. The MULTI-SENSE* system allows you to choose between 3 driving modes and 8 different colours for the ambient lighting. Enjoy a premium audio experience with the new premium BOSE® Sound System ** with eight speakers and an innovative subwoofer, cleverly fitted into the boot to maintain its volume.

* Standard on S EDITION ** Optional on S EDITION





Make no compromise

Enjoy the large interior space and equipment designed to give you maximum comfort. Make the most of one of the largest boot volume in the category (up to 536 l) and an ingenious modular layout that gives you a bench seat adjustable by 16 cm. Need to transport long or bulky items? Make room in the back thanks to the folding bench seat to benefit from a huge total space of 1,275 l.

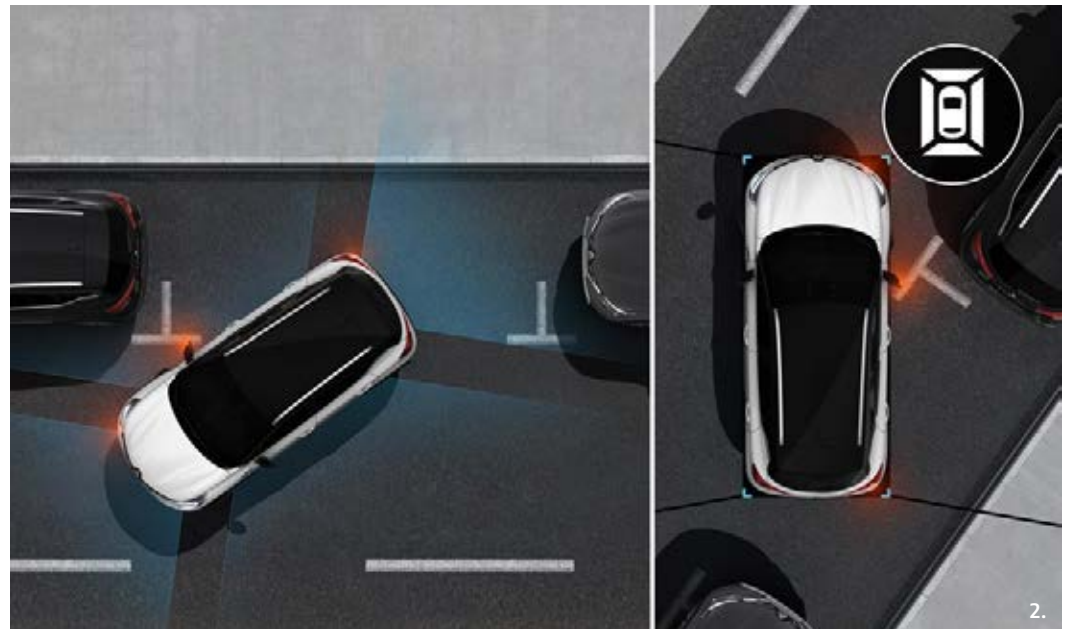



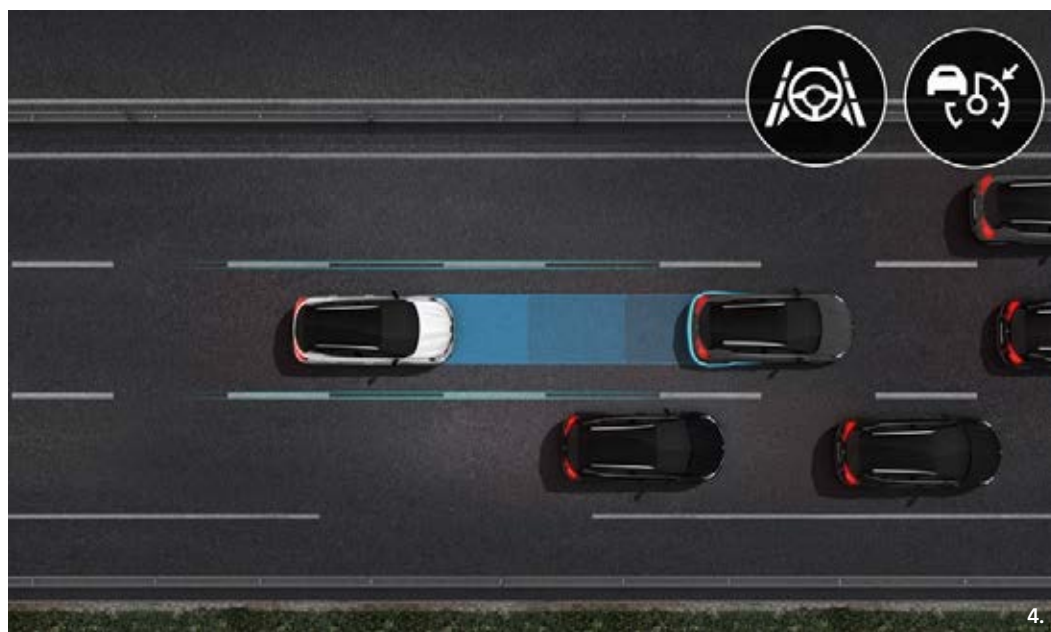

Cutting Edge Technology

For a safe driving experience, All-New CAPTUR is equipped with the highest level of technology that opens the way to autonomous driving.

1. Adaptive Cruise Control with Stop & Go (ACC). All-New CAPTUR maintains a safe following distance from the vehicle in front. In traffic jams, the vehicle stops and restarts when the traffic lane starts moving again.

2. 360° Camera. With its panoramic view, the 360° camera helps to guide you into the tightest spots.





3. Renault Pure Vision LED headlights with automatic high/low beam.** The Pure Vision full LED headlights and automatic high/low beam* improve safety and visibility at night. All-New CAPTUR will automatically switch to low beam as you enter a built up area or approach another vehicle.



4. Traffic and Motorway Assistance. Active from 0 to 100 mph, the system regulates speed and maintains safe following distances from the vehicles in front, while ensuring the car keeps in the centre of the lane. This driving assistant lets you stop and restart automatically within 3 seconds without any driver input.


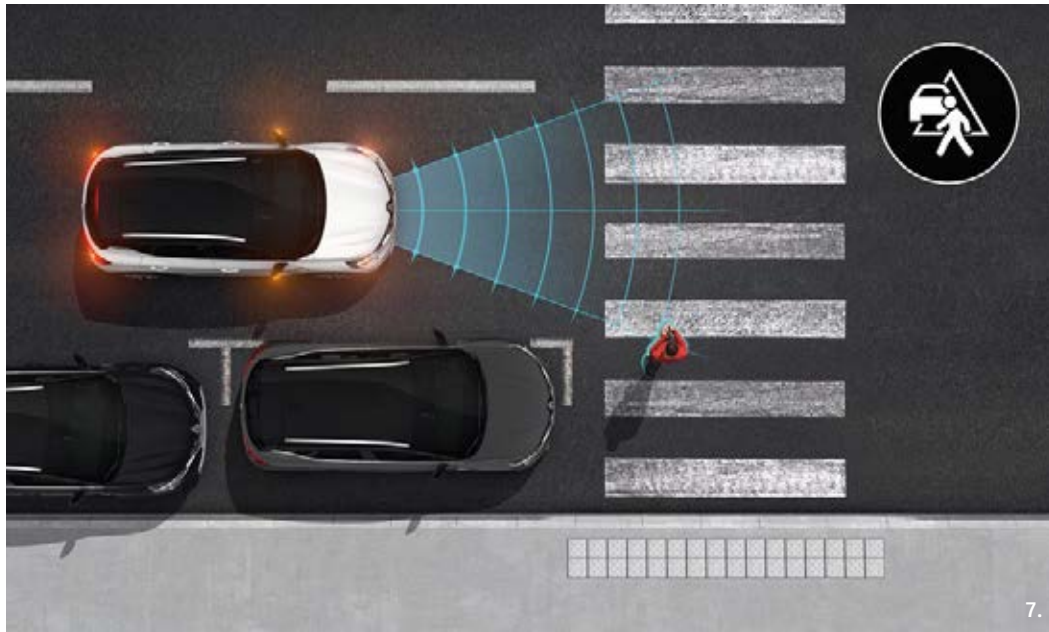
* Standard on S EDITION

5. Blind Spot Warning.* With the Blind Spot Warning system, an indicator light located on each of your door mirrors will warn you when a vehicle is in your blind spot.

6. Lane Departure Warning and Lane Keeping Assist. All-New CAPTUR alerts you and corrects your trajectory in the event of lane departure without prior use of the indicator. These systems are standard across the range.

* Standard on S EDITION





7. Automatic Emergency Braking System.

All-New CAPTUR watches over you and your surroundings. If there is sharp braking or a pedestrian crossing, All-New CAPTUR warns you and can automatically perform emergency braking.

8. Traffic Sign Recognition.

All-New CAPTUR informs you of speed limits thanks to a camera so you can always adapt your speed.









Colours





(1) Non metallic paint


(2) Optional metallic paint

(3) Optional Renault ID metallic paint

*Available second quarter 2020
































Every effort has been made to ensure that the information, descriptions, and images were correct at the time of publication however images may not always reflect the exact version selected. It should be noted that limitations on screen do not permit the subtle paintwork shades on this page to be shown with absolute accuracy.

Exterior Customisation



Possible combinations: body and roof colour

Customise your two-tone CAPTUR in one of 10 body colours and 4 roof colours.

Tints/Roof colour**	Diamond Black	Highland Grey	Alabaster White	Desert Orange
Boston Blue				-
Diamond Black				
Oyster Grey			-	
Highland Grey			-	
Artic White			-	
Alabaster White		-		
Desert Orange				
Flame Red			-	-
Iron Blue				-
Celadon Blue*				-

* Available second quarter 2020.

** Single colour body on Play. Roof and door mirror can be chosen via optional Style Pack.

Roof colour range



Diamond Black



Highland Grey



Alabaster White



Desert Orange

Exterior Customisation

Orange Exterior Pack



1. Door mirror shells
2. Strip on lower door protection
3. Front and rear skid plates



Grey Exterior Pack



Standard features

PLAY



17" Nymphaea Flex wheel



Black and grey cloth upholstery



Safety & Driving Assistance

- Airbag deactivation - front and side, drivers and passengers
- Anti drill door locks and locking fuel cap
- Central door locking
- Deadlocking
- Driver and passenger front, side, head and curtain airbags
- Driver height adjustable seat belt
- Front and rear no seatbelt warning sound
- Front dash warning indicator in case of heavy braking
- ISOFIX child seat fixing points on rear outermost seats
- RAID (Renault Anti Intruder Device) automatic door locking
- Rear door and window child locking function (front driver door control panel) for rear door
- Remote central locking with Thatcham approved immobiliser (Thatcham category 2)
- Tyre inflation kit
- Tyre Pressure Warning Light

- Front driver window with one touch facility and anti-pinch function
- ABS with EBA (Emergency Brake Assist)
- Active Emergency Breaking System (AEBS)
- Traffic Sign Recognition
- Cruise control and speed limiter
- ECO mode function
- ESC (Electronic Stability Control)
- Gear change indicator
- Hill Start Assist
- Trip Computer
- Distance warning alert
- Variable assistance electric power steering
- Automatic headlights and windscreen wipers
- Rear windscreen wiper
- Variable speed on front windscreen wipers
- Electronic handbrake
- Lane Departure Warning
- Lane Keep Assist
- Renault Automatic Emergency assist (E-Call)

Exterior

- 17" Nymphaea Flex wheel
- Full LED front and rear headlights integrating daytime running lights at the front and at the rear
- Door mirrors - body coloured, auto folding, electrically adjustable and heated
- Body coloured door handles
- Tinted rear windows
- Black gloss side door protection with chrome insert
- Bumpers - body coloured

Interior

- Black soft touch dashboard with black gloss air vent surrounds
- Synthetic leather steering wheel
- Black and grey cloth upholstery

Comfort and Convenience

- Hands-free keycard

- Automatic air conditioning with one touch quick demist function and air quality regulator
- Driver's seat height adjustment
- Front electric windows with one touch function
- Rear electric windows
- 3 rear headrests
- Heating system with pollen filter
- Height and reach adjustable steering wheel
- Rear seats - 60:40 split and fixed base
- 5.2L front glovebox
- Central console with storage

Communication and On-board Technology

- 12V socket
- 4.2" TFT Driver information display
- EASY LINK : 7" touchscreen + 4x20W amplifier +FM DAB double tuner, sound auditorium, 2xUSB, 1xJack/ Bluetooth, smartphone integration: Apple CarPlay™ & Android Auto™

Standard features

ICONIC (additional equipment to PLAY)



17" Bahamas alloy wheels



Black and grey cloth upholstery



Driving Assistance

- Rear parking sensors

Exterior

- 17" Bahamas Alloy wheels
- Longitudinal roof bars
- Extra-tinted rear windows and tailgate
- Two-tone colour paint

Communication and On-board Technology

- EASY LINK Navigation: 7" touchscreen + 4x20W amplifier + FM DAB double tuner, sound auditorium, 2xUSB, 1xJack/Bluetooth, smartphone integration: Apple CarPlay™ & Android Auto™

Standard features

S EDITION (additional equipment to ICONIC)



17" 'Bahamas' diamond cut alloy wheels



Black and grey cloth upholstery with synthetic leather and grey stitching



Driving Assistance

- Full C-shape LED front and rear signature lighting integrating daytime running lights at the front and at the rear
- Automatic high/low beam headlights
- Front and Rear parking sensor with Rear view camera
- Blind Spot Warning

Exterior

- 17" Bahamas Diamond cut Alloy wheels with grey inserts

Interior

- Leather steering wheel
- Black and grey cloth upholstery with synthetic leather and grey stitching

Communication and On-board Technology

- EASY LINK Navigation: 9.3" touchscreen + 4x20W amplifier + FM DAB double tuner, sound auditorium, 2xUSB, 1xJack/Bluetooth, smartphone integration plus: Apple CarPlay™ & Android Auto™
- MULTI-SENSE: 3 driving modes and 8 ambient lighting
- 7" TFT Driver information display
- Wireless Phone Charger

Standard features

BOSE® LAUNCH EDITION (additional equipment to S EDITION)



18" Pasadena Diamond cut Alloy wheels
with grey inserts



Black and grey cloth upholstery
with synthetic leather and grey stitching



Exterior

- 18" Pasadena Diamond cut Alloy wheel with grey inserts

Communication and On-board Technology

- EASY LINK Navigation: 7" touchscreen +FM DAB double tuner, 2xUSB, 1xJack/Bluetooth, smartphone integration: Apple CarPlay™ & Android Auto
- Premium BOSE® Sound System with 8 speakers and 1 subwoofer

Upholstery



(1) Optional on Iconic, S Edition and BOSE Launch Edition

(2) Standard on Play and Iconic

(3) Standard on S Edition and BOSE Launch Edition

(4) Optional on S Edition and BOSE Launch Edition

Wheels trims



17" Nymphaea Flex wheels



17" Bahamas alloy wheels



17" Bahamas diamond cut alloy wheels



18" Pasadena diamond cut alloy wheels

	17" Nymphaea Flex wheels	17" Bahamas alloy wheels	17" Bahamas diamond cut alloy wheels	18" Pasadena diamond cut alloy wheels
Play	●	○*	-	-
Iconic	-	●	○	-
S Edition	-	-	●	○
BOSE Launch Edition	-	-	-	●

● = Standard (therefore no cost) ○ = Optional - = Not available
*Part of optional Style Pack

Interior Customisation



Orange Signature Pack* 1. Seat finish 2. Armrests 3. Dashboard



Blue interior Colour Pack*



Red interior Colour Pack*

* Optional on Iconic, S Edition and BOSE Launch Edition

Equipment and options

	PLAY	ICONIC	S EDITION	BOSE LAUNCH EDITION
SAFETY AND DRIVING ASSISTANCE				
Emergency Space Saver Spare Wheel	○	○	○	○
Airbag deactivation - front and side, drivers and passengers	●	●	●	●
Anti drill door locks and locking fuel cap	●	●	●	●
Central door locking	●	●	●	●
Deadlocking	●	●	●	●
Driver and passenger front, side, head and curtain airbags	●	●	●	●
Driver height adjustable seat belt	●	●	●	●
Front and rear no seatbelt warning sound	●	●	●	●
Front dash warning indicator in case of heavy braking	●	●	●	●
ISOFIX child seat fixing points on rear outermost seats	●	●	●	●
RAID (Renault Anti Intruder Device) automatic door locking	●	●	●	●
Rear door and window child locking function (front driver door control panel) for rear door	●	●	●	●
Remote central locking with Thatcham approved immobiliser (Thatcham category 2)	●	●	●	●
Tyre inflation kit	●	●	●	●
Tyre Pressure Warning Light	●	●	●	●
Front driver window with one touch facility and anti-pinch function	●	●	●	●
ABS with EBA (Emergency Brake Assist)	●	●	●	●
Renault Automatic Emergency assist (E-Call)	●	●	●	●
Traffic Sign Recognition	●	●	●	●
Cruise control and Speed limiter	●	●	●	●
Full LED front and rear headlamps intergrating daytime running lights at the front and at the rear	●	●	-	-
Full C-shape LED front and rear signature lighting ntergrating daytime running lights at the front and at the rear	-	-	●	●
Rear fog light	●	●	●	●
ECO mode function	●	●	●	●
ESC (Electronic Stability Control)	●	●	●	●
Gear change indicator	●	●	●	●
Rear Parking Sensors	-	●	●	●
Front sensors & Rear view camera	-	○	●	●
360° Camera	-	-	○	○
Hill Start Assist	●	●	●	●
Trip Computer	●	●	●	●
Distance warning alert	●	●	●	●
Variable assistance electric power steering	●	●	●	●
Automatic high beam	-	-	●	●
Automatic headlights and windscreen wipers	●	●	●	●
Rear windscreen wiper	●	●	●	●
Blind Spot Warning	-	-	●	●
Lane Departure Warning	●	●	●	●
Lane Keep Assist	●	●	●	●
Active Emergency Breaking System (AEBS)	●	●	●	●
EXTERIOR DESIGN				
17" Nymphaea Flex wheels	●	-	-	-
17" Bahamas Alloy wheels^	○	●	-	-
17" Bahamas Diamond cut Alloy wheels with grey inserts	-	○	●	-
18" Pasadena Diamond cut Alloy wheels with grey inserts	-	-	○	●
Door mirrors - Body coloured, electrically adjustable and heated	●	●	●	●
Longitudinal roof bars^	○	●	●	●

	PLAY	ICONIC	S EDITION	BOSE LAUNCH EDITION
Body coloured door handles	●	●	●	●
Black gloss side door protection with chrome insert	●	●	●	●
Bumpers - body coloured	●	●	●	●
Two-tone colour paint [^]	○	●	●	●
INTERIOR STYLING				
Black soft touch dashboard with black gloss air vent surrounds	●	●	●	●
Synthetic leather steering wheel	●	●	-	-
Leather steering wheel*	-	-	●	●
Black and grey cloth upholstery	●	●	-	-
Blue interior colour pack / Red interior colour pack	-	○	○	○
Orange signature interior colour pack	-	○	○	○
Black and grey cloth upholstery with synthetic leather and grey stitching	-	-	●	●
Black heated leather seats and heated steering wheel	-	-	○	○
Tinted rear windows	●	-	-	-
Extra-tinted rear windows and tailgate	-	●	●	●
Front passenger sunvisor with vanity mirror	●	●	●	●
COMFORT AND CONVENIENCE				
Automatic air conditioning with one touch quick demist function and air quality regulator	●	●	●	●
Driver's seat height adjustment	●	●	●	●
Front electric windows with one touch function	●	●	●	●
Rear electric windows	●	●	●	●
3 rear headrests	●	●	●	●
Heating system with pollen filter	●	●	●	●
Height and reach adjustable steering wheel	●	●	●	●
Rear seats - 60:40 split and fixed base	●	●	●	●
Glovebox	●	●	●	●
Central console with storage	●	●	●	●
Hands-free keycard with push button, Start / Stop function	●	●	●	●
COMMUNICATION AND ON-BOARD TECHNOLOGY				
12V socket	●	●	●	●
EASY LINK: 7" touchscreen + 4x20W amplifier +FM DAB double tuner, sound auditorium, 2xUSB, 1xJack/ Bluetooth, smartphone integration: Apple CarPlay™ & Android Auto™	●	-	-	-
EASY LINK Navigation: 7" touchscreen + 4x20W amplifier +FM DAB double tuner, sound auditorium, 2xUSB, 1xJack/ Bluetooth, smartphone integration: Apple CarPlay™ & Android Auto™	-	●	-	●
EASY LINK Navigation: 9.3" touchscreen + 4x20W amplifier +FM DAB double tuner, sound auditorium, 2xUSB, 1xJack/ Bluetooth, smartphone integration: Apple CarPlay™ & Android Auto™	-	-	●	-
BOSE® premium Sound System with 8 speakers and 1 sub-woofer (replaces 4x20W amplifier)	-	-	○	●
Traffic and Motorway Assistance Pack - 360° Camera & Traffic Jam Companion (Adaptive Cruise Control with Stop & Go and Lane Centering)	-	-	○	○
MULTI-SENSE: 3 driving modes and 8 ambient lighting	-	-	●	●
4.2" TFT Driver information display	●	●	-	-
7" TFT Driver information display	-	-	●	●
10" TFT Driver information display (available mid-year 2020)	-	-	○	○
Wireless Phone Charger	-	-	●	●

Key information

For prices, please refer to the Renault Car Price Guide available at your local dealer and on www.renault.co.uk

VERSIONS	NEDC CO ₂ (g/km)*	WLTP CO ₂ (g/km) Combined	Fuel type	Combined fuel consumption (mpg)*	BHP	Benefit in kind†	Insurance group
Play TCe 100 Manual	116	136	Petrol	47.1	100	27%	8
Play TCe 130 Auto	124	141	Petrol	44.8	130	28%	15
Play dCi 95 Manual	106	124	Diesel	58.9	95	29%	11
Play dCi 115 auto	108	124	Diesel	58.9	115	29%	13
Iconic TCe 100 Manual	116	136	Petrol	47.1	100	27%	8
Iconic TCe 130 Manual	127	144	Petrol	44.1	130	29%	14
Iconic TCe 130 Auto	124	142	Petrol	44.8	130	28%	15
Iconic TCe 155 Auto	124	142	Petrol	44.8	155	28%	20
Iconic dCi 95 Manual	106	125	Diesel	58.9	95	29%	11
Iconic dCi 115 Manual	111	125	Diesel	58.9	115	30%	13
Iconic dCi 115 Auto	108	125	Diesel	58.9	115	29%	13
S Edition TCe 100 Manual	116	137	Petrol	46.3	100	27%	8
S Edition TCe 130 Manual	127	144	Petrol	44.1	130	29%	14
S Edition TCe 130 Auto	124	142	Petrol	44.8	130	28%	15
S Edition TCe 155 Auto	124	142	Petrol	44.8	155	28%	21
S Edition dCi 95 Manual	106	125	Diesel	58.9	95	29%	12
S Edition dCi 115 Manual	111	126	Diesel	58.9	115	30%	14
S Edition dCi 115 Auto	108	126	Diesel	58.9	115	29%	13
BOSE Launch Edition TCe 100 manual	120	141	Petrol	45.6	100	28%	8
BOSE Launch Edition TCe 130 manual	131	148	Petrol	42.8	130	30%	14
BOSE Launch Edition TCe 130 Auto	128	146	Petrol	43.5	130	29%	15
BOSE Launch Edition TCe 155 Auto	128	146	Petrol	43.5	155	29%	21
BOSE Launch Edition dCi 95 manual	108	130	Diesel	56.5	95	29%	12
BOSE Launch Edition dCi 115 manual	113	130	Diesel	56.5	115	30%	14
BOSE Launch Edition dCi 115 Auto	110	131	Diesel	56.5	115	30%	13

*WLTP figures shown are for comparability purposes; only compare figures with vehicles tested to the same technical procedures. Actual real world driving results may vary depending on factors such as weather conditions, driving styles, vehicle load or any accessories fitted after registration. WLTP is a new test used for fuel consumption and CO₂ figures however until April 2020 the CO₂ figures are based on the outgoing (NEDC) test cycle which will be used to calculate vehicle tax on first registration. Please visit renault.co.uk/ configure for WLTP figures for any selected options. †Renault UK Limited does not offer tax advice and recommends that all Company Car Drivers consult their own accountant with regards to their particular tax position.



OPTIONS	PLAY	ICONIC	S EDITION	BOSE LAUNCH EDITION
Space-saver spare wheel	○	○	○	○
Non metallic paint*: Boston Blue	●	●	●	●
Metallic paint*: Oyster Grey, Diamond Black, Highland Grey, Artic White, Alabaster White	○	○	○	○
Renault id metallic paint*: Desert Orange, Flame Red, Iron Blue, Celadon Blue **	○	○	○	○
Orange exterior colour pack	-	○	○	○
Grey exterior colour pack	-	○	○	○
Front and Rear Parking sensors and Rear view camera	-	○	●	●
Red interior colour pack	-	○	○	○
Blue interior colour pack	-	○	○	○
Orange signature interior colour pack†	-	○	○	○
Traffic and Motorway Assistance Pack (TCe 130 & 155 EDC AUTO only) - 360° camera, traffic jam companion (adaptive cruise control with stop & go and lane centering) *Must be ordered with Luxury Pack	-	-	○	○
10" TFT Drivers Information Display (available mid-year 2020)	-	-	○	○
17" Bahamas diamond cut alloy wheels with grey inserts	-	○	●	-
18" Pasadena diamond cut alloy wheels with grey inserts	-	-	○	●
Style Pack 17" Bahamas alloy wheels, 2 tone paint and roof bars - Does not include metallic paint price	○	-	-	-
Comfort Pack ^ (EDC versions only) - Height adjustable passenger seat, flying console, e-shifter, opening sunroof. Sunroof requires roof bars to be removed	-	-	○	○
BOSE® Sound System with 8 speakers and 1 subwoofer	-	-	○	●
360° camera	-	-	○	○
Luxury Pack ^† Leather heated seats & heated steering wheel	-	-	○	○

● = Standard; ○ = Optional; - = Not available *Single tone paint on Play unless ordered in conjunction with Style Pack **Celadon Blue deliveries from May 2020 ^ Comfort Pack and Luxury Pack cannot be ordered together † Orange signature colour pack and Luxury Pack cannot be ordered together

EASYLIFE SERVICE PLAN

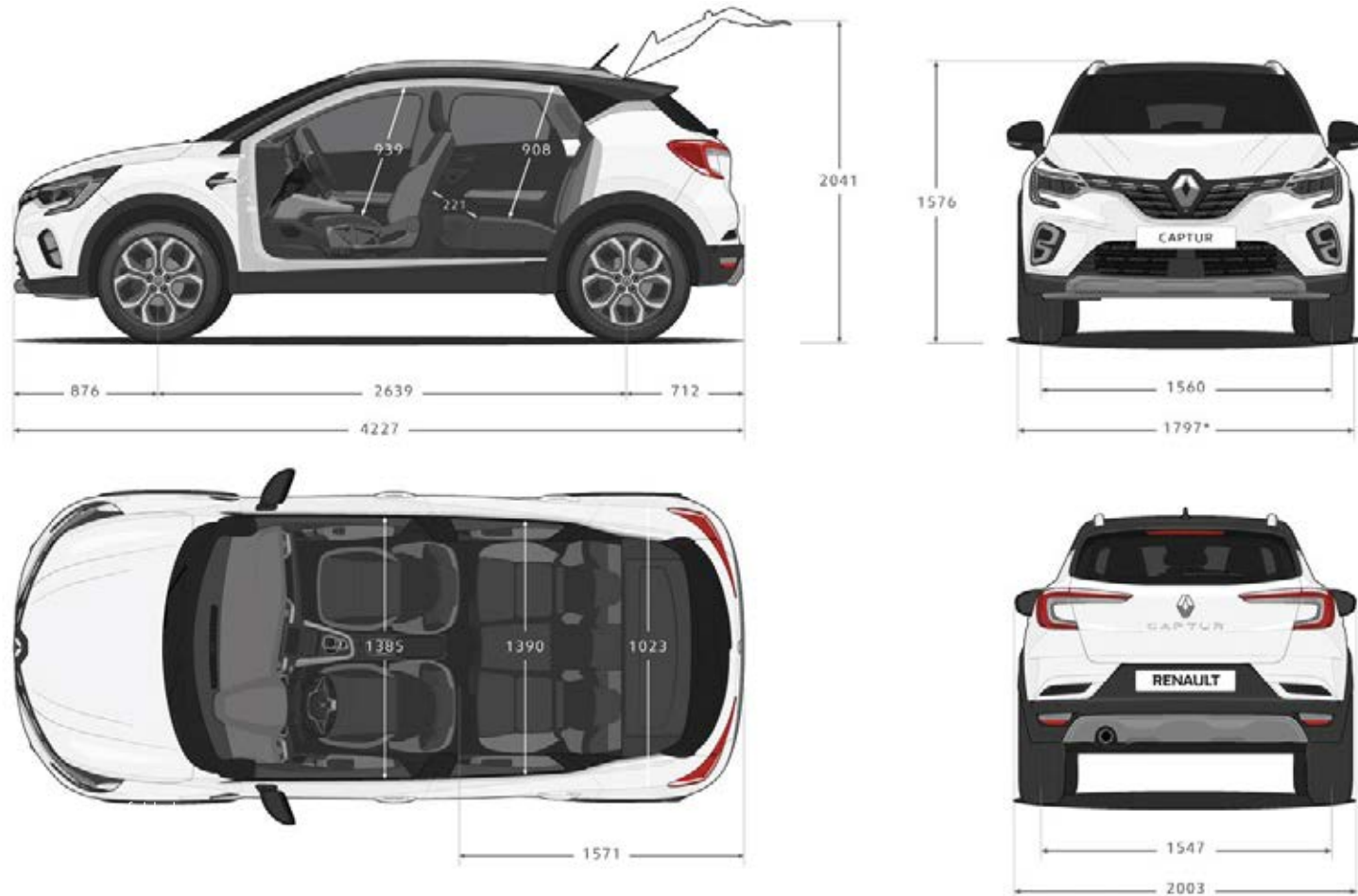
EasyLife Service Plan
3 Years / 30,000 miles
4 Years / 40,000 miles

One off* and monthly** payment options available

*The EasyLife Service Plan offer is available for all retail vehicles and valid at participating dealers only or Renault.co.uk and can be purchased up to 12 months after registration or before the first service (whichever is sooner). Vehicles must be ordered between 12 October 2019 and 31 March 2020 and registered by 30 June 2020. **The EasyLife Service Plan is available for eligible retail vehicles on a 36 or 48 monthly payment option and are only available at point of signing a finance agreement provided by Renault Finance. Rivers Office Park, Denham Way, Rickmansworth, WD3 9YS. Guarantees and indemnities may be required. You must be a UK resident (excluding the Channel Islands) and over the 18 to apply for finance. Terms & Conditions apply.

The Renault Service plan covers the manufacturer's minimum maintenance programme requirements for the term of the Service Plan purchased (refer to the Warranty and Service sheet in the Handover Document wallet for details). The plan ends when you reach the age or mileage limit (whichever comes first). Services must be carried out in line with the manufacturer's minimum maintenance programme requirements and servicing intervals within +/-1 month or 1,000 miles of the service interval and can only be carried out at a Renault Approved outlet. Service plans do not cover wear and tear items such as (but not limited to) tyres, wiper blades or brakes. For Service plan full Terms & Conditions visit www.renault.co.uk/owners. Cannot be part exchanged, refunded or transferred. All prices quoted are MRRP.

Dimension diagrams



Volumes

BOOT VOLUME (VDA)	Litres
Boot volume with bench seat pushed back (petrol/diesel)	422/406
Boot volume with bench seat pushed forward (petrol/diesel)	536/520
Boot volume with bench seat folded down	1,275

Technical Specification

	TcE 100	TcE 130	TcE 130 Auto EDC	TcE 155 Auto EDC	dCi 95 manual	dCi 115 manual	dCi 115 Auto EDC
ENGINE							
Emission standard	EU6	EU6	EU6	EU6	EU6	EU6	EU6
Engine Code	H4Dt 450 / MT	H5Ht 470 / MT	H5Ht 470 / AT	H5Ht 470 / AT	K9K g8 872 / MT	K9K g8 872 / MT	K9K g8 873 / AT
Displacement (cc)	999	1333	1333	1333	1461	1461	1461
Bore x Stroke	72.2 x 81.34	72.2 x 81.34	72.2 x 81.34	72.2 x 81.34	76 x 80.5	76 x 80.5	76 x 80.5
No of Cylinders/Valves	3/12	4/16	4/16	4/16	4/8	4/8	4/8
Maximum Power - kW	74	96	96	113	70	85	85
Maximum Power - hp DIN	100	130	130	155	95	115	115
Maximum Power - rpm	5000	5000	5000	5500	3750	3750	3750
Maximum torque - Nm	160	240	240	270	240	260	260
Maximum torque - rpm	2750	1600	1600	1800	1750	2000	2000
Injection Type	Turbo / Multipoint sequential	Turbo / Direct injection	Turbo / Direct injection	Turbo/ Direct Common Rail	Turbo / Common Rail	Turbo / Common Rail	Turbo / Common Rail
Fuel Type	Petrol	Petrol	Petrol	Petrol	Diesel	Diesel	Diesel
No of Cylinders	3	4	4	4	4	4	4
No of Valves	12	16	16	16	8	8	8
Stop and Start	Yes	Yes	Yes	Yes	Yes	Yes	Yes
PERFORMANCE							
Maximum Speed mph (kph)	107/(173)	121 (195)	120 (193)	126 (202)	110	116 (187)	116 (186)
0- 62 mph in seconds (0-100 km/h)	13.3	10.6	9.6	8.6	14.4	11.9	11.0
Standing kilometre (seconds)	34.8	31.8	31	29.6	31	33.1	32.7
FUEL CONSUMPTION AND EMISSIONS*							
Combined (mpg)	45.9-47.1	42.8-44.1	43.8-44.8	43.8-44.8	56.5-58.9	56.5-58.90	56.5-58.9
Combined (L/100 km)	6.0	6.40	6.3	6.30	4.80	4.80	4.6-5.1
NEDC CO ₂ (g/km)	118-120	127-131	124-128	124-128	106-108	111-113	108-110
WLTP CO ₂ (g/km)	136-141	144-148	141-146	146	124-130	125-130	124-131
GEARBOX							
Number of Gears	5	6	7	7	6	6	7
Manual - Automatic	Manual	Manual	Automatic (dual clutch)	Automatic (dual clutch)	Manual	Manual	Automatic (dual clutch)
BRAKING SYSTEM							
Anti-locking Braking Systems (ABS)	Standard	Standard	Standard	Standard	Standard	Standard	Standard
Electronic Brake Distribution (EBD)	Standard	Standard	Standard	Standard	Standard	Standard	Standard
Front: Ventilated Discs (mm) / width (mm)	280 /24 (16/17")	281 /24 (16/17")	282 /24 (16/17")	283 /24 (16/17")	284 /24 (16/17")	285 /24 (16/17")	286 /24 (16/17")
SUSPENSION							
Front	MacPherson type with rectangular shaped lower arm and anti-roll bar						
Rear	Torsion beam with programmed deflection - coil springs						
STEERING							
Power Assisted	Variable electric						
Turning Circle between kerbs/walls m	11.1						
Number of steering wheel turns with standard tyres	2.63						
WHEELS / TYRES							
Tyres (17" wheels)	215/60 R17 96 H	215/60 R17 96 H	215/60 R17 96 H	215/60 R17 96 H	215/60 R17 96 H	215/60 R17 96 H	215/60 R17 96 H
Tyres (18" wheels)	215/55 R18 95 H	215/55 R18 95 H	215/55 R18 95 H	215/55 R18 95 H	215/55 R18 95 H	215/55 R18 95 H	215/55 R18 95 H
FUEL TANK CAPACITY							
Fuel Tank Capacity - Gallons (l)	9 (45)	9 (45)	9 (45)	9 (45)	9 (45)	9 (45)	9 (45)
WEIGHT							
Kerb Weight (Excluding Driver) (kg)	1190	1234	1259	1266	1295	1303	1327
Payload (kg) (min/max)	435/561	435/541	435/557	435/545	435/548	435/547	435/550
Gross Vehicle Weight (kg)	1751	1775	1816	1811	1843	1850	1877
Gross Train Weight (kg)	2951	2975	3016	3011	3043	3050	3077
Maximum Towing Weight Braked - Driver Only (kg)	1200	1500	1500	1200	1200	1200	1200
Maximum Towing Weight Unbraked - Driver Only (kg)	630	665	665	650	685	685	700

* WLTP (Worldwide Harmonized Light Vehicle Test Procedures): this new protocol provides results much closer to those found in daily use compared to the NEDC protocol. (2) Fuel consumption and CO₂ emissions are certified using a standard, regulated method. It is identical for all manufacturers and allows vehicles to be compared. (3) Actual fuel and AdBlue® consumption depends on vehicle use, equipment, the user's driving style and loading.

Accessories



1. Underbody Welcome Light. Don't get lost again in a poorly lit car park. All-New CAPTUR lights up automatically when you either approach it or simply press a button on your key.

2. Shark Antenna. Add a sporty touch with the Shark Antenna, perfectly integrated in to the shape of your All-New CAPTUR. Compatible with digital audio broadcasts (DAB).

3. Standard Boot Liner. Essential for protecting the boot of your All-New CAPTUR and transporting larger objects. The liner fits the boot of your vehicle perfectly and it's semi-rigid material makes it easy to both fit and clean.

4. Illuminated CAPTUR Door Sills.* An elegant and modern touch everytime you open the doors of your All-New CAPTUR. Finished with the CAPTUR logo, these sills also protect your vehicle's doors from damage.

5. Bodywork Protection Film. Take complete care of your All-New CAPTUR. Protects against scratches to keep your car looking as good as new. Available in a Full Car Protection Pack or in smaller packs to cover seperate sections of the vehicle.

* Also available in a non-illuminated version.

Accessories are fitted post-production, and may have an impact on real world fuel (actual) consumption and CO₂ figures.



Carlab Quality

"From creation in our design studios through to production and customer deliveries, striving for quality is what guides us".

Laurens van den Acker – Senior Vice President of Renault Corporate Design

Renault CAPTUR, the benchmark reinvented

A pioneer in the urban SUV market, All-new CAPTUR reinvents itself by building on the DNA that has made its success. It transforms to show off the modern lines of an SUV that is both athletic and dynamic. It is still as versatile as it is spacious thanks to an interior revolution that also allows it to change its dimensions both in terms of technology and quality.



Transformed exterior design for a stronger SUV DNA

Its reinvented design, the precision of its adjustments and its 100% LED lighting with C-shaped brand light at the front and rear as well as its decorative chrome inserts contribute to the improvement of its quality.



An interior revolution for a high-quality passenger compartment

Equipped with the latest technologies and the largest screens in the category, the "smart cockpit" sports a resolutely modern design for a more immersive driving experience. The passenger compartment changes its dimensions in terms of quality and comfort, which is worthy of the top of the range. Premium materials, soft coating for the dashboard, door panels and the outline of the centre console, careful thought to furnishing, new seat architecture: the effects are felt at all levels.



A new technological dimension

All-new CAPTUR makes driving assistance available to all so that you can take to the road with peace of mind. The latest new feature is the motorway and traffic assistant. Providing a significant improvement in driving comfort and peace of mind in traffic jams and on motorways – it is a first step towards autonomous vehicles. The Renault EASY CONNECT range brings together a host of applications such as MY Renault, platforms like the new Renault EASY LINK multimedia system and connected services such as remote vehicle management. Its goal is to facilitate the new uses of connected mobility, both inside and outside the vehicle.